

CHANNEL

SAFETY SYSTEMS

ENTRiTech™

DOOR ACCESS



Door access systems
from Channel Safety Systems



Door access systems

The ENTRitech door access system range offers simple, versatile and cost effective kit solutions for your convenience.

Each kit includes a 12Vdc 2Amp boxed power supply with battery back up with a choice of a digital keypad suitable for up to 21 individual codes, a proximity reader or a combined keypad and proximity reader to enhance your system.

For additional information and technical assistance with this exciting range, contact our technical team at technical@channelsafety.co.uk

Features

- Simple to install
- Robust construction
- To allow emergency or internal release of the lock a break glass or push button can be added to this system.
- IP65 Proximity reader option
- Suitable for up to 21 individual codes
- Stainless steel keypad option



Available in easy kit form...

Kit 1



D/ENT/DA/KIT1 CONTAINS:-

- 12Vdc 2Amp boxed power supply with battery back up
- Digital Keypad with up to 21 individual codes
- Exit button
- Green break-glass unit
- Electric lock release

Kit 2



D/ENT/DA/KIT2 CONTAINS:-

- 12Vdc 2Amp boxed power supply with battery back up
- Digital Keypad with up to 21 individual codes
- Exit button
- Green break-glass unit
- Magnetic lock
- Z&L bracket

GET INTERACTIVE



Scan the code for more from the ENTRitech range and other related information

www.channelsafety.co.uk/door-access/

Kit 3



D/ENT/DA/KIT3 CONTAINS:-

- 12Vdc 2Amp boxed power supply with battery back up
- Proximity reader for use with up to 2000 users
- Exit button
- Green break-glass unit
- Key fob tokens x 10 pieces
- Hand held programmer
- Electric lock release

Kit 4



D/ENT/DA/KIT4 CONTAINS:-

- 12Vdc 2Amp boxed power supply with battery back up
- Proximity reader for use with up to 2000 users
- Exit button
- Green break-glass unit
- Key fob tokens x 10 pieces
- Hand held programmer
- Magnetic lock
- Z&L bracket

Kit 8



D/ENT/DA/KIT8 CONTAINS:-

- 12Vdc 2Amp boxed power supply with battery back up
- Combined keypad & proximity reader
- Exit button
- Green break-glass unit
- Key fob tokens x 10 pieces
- Magnetic lock

Access Keypad




ACCESS KEYPAD (D/ENT/DA/KP/1)	
Material	Stainless steel
Installation Method	Surface mounted
Operating Voltage	12 or 24Vdc, Backlight keypad
	5 digit programmable codes
	Allows up to 21 PIN codes
	Dual relays output for multi-control
	Door reed switch input for Anti-Tailgating
	Fully programmable via keypad and master code
	3 LED displays with audible indication; green, red, yellow
Dimensions	137mm(H) x 93mm(W) x 55mm(D)

Proximity Reader



PROXIMITY READER (D/ENT/EPX10)	
IP Rating	IP65
Read Range	10cm
Frequency	125khz
Operating Voltage	12Vdc
	Fully programmable, Easy add/deletion
	Infrared programmer, 2,000 users, Easy to install
Dimensions	116mm(H) x 75mm(W) x 22mm(D)

Electric Locks



D/ENT/MAG/BRACKET

D/ENT/MORTICE/FL

D/ENT/MAG/MON

D/ENT/RIM

ELECTRIC LOCKS FOR ENTRitech SYSTEMS	
D/ENT/RIM	Rim type fail secure lock release - Supplied with flush and surface mounting plates - fail secure
Holding Force	250Kg
Input	12V AC/DC
D/ENT/MORTICE/FL	Dead bolt Mortice type 12V DC fail secure FLUSH mounting only
Holding Force	250Kg
D/ENT/MAG	Magnetic door lock Surface mount fail safe (open)
Holding Force	272Kg
Input	12V DC
D/ENT/MAG/MON	Magnetic door lock monitored Surface mount - fail safe (open)
Holding Force	272Kg
Input	12V DC
D/ENT/MAG/BRACKET	Z & L Bracket for magnetic door locks (above)

Accessories



D/ENT/KT10-B & D/ENT/STD-PCPS

D/ENT/EDR & D/ENT/WH/ED

POWER SUPPLY UNITS FOR ENTRitech SYSTEMS	
D/ENT/PSU	12V DC 1amp PSU (no battery back up)
D/ENT/PSU/12V/2A	12Vdc 2Amp boxed power supply with battery back up
N/CH12/2	12 Volt 1.2Ah sealed lead acid battery (1 block)
D/ENT/AUDIO/PSU	12V 1.5Amp dual output power supply (no battery back up)
TAGS, CARDS & PROGRAMMER	
D/ENT/KT10-B	Blue proximity tag, Printed number, EM chipset with punched slot
D/ENT/STD-PCPS	Proximity card, Printed number, EM chipset with punched slot
D/ENT/EPX10-HP	Hand held programmer for proximity reader
Dimensions	87mm(L) x 40mm(W) x 7mm(D)
EMERGENCY DOOR RELEASE FOR ENTRitech SYSTEMS	
D/ENT/SS/EB	Stainless steel exit button
D/ENT/WH/ED	White exit button
D/ENT/EDR	Green Emergency door release unit

Other ranges available from Channel Safety Systems include:

CHANNEL
SAFETY SYSTEMS

alpine™




LED emergency exit signage
from Channel Safety Systems

LED

CHANNEL
SAFETY SYSTEMS

Dale



LED emergency exit signage
from Channel Safety Systems

LED

CHANNEL
SAFETY SYSTEMS

forest



LED emergency exit sign
from Channel Safety Systems

LED

CHANNEL
SAFETY SYSTEMS

Vale



LED emergency exit signage
from Channel Safety Systems

LED

CHANNEL
SAFETY SYSTEMS

meteor
LED



LED emergency luminaire
from Channel Safety Systems

LED

CHANNEL
SAFETY SYSTEMS

brook




LED emergency luminaire
from Channel Safety Systems

LED

CHANNEL
SAFETY SYSTEMS

flushlight
LED




LED emergency luminaire
from Channel Safety Systems

LED

CHANNEL
SAFETY SYSTEMS

Glade



LED emergency downlights
from Channel Safety Systems

LED

CHANNEL
SAFETY SYSTEMS

Grove




LED Twin Spot
from Channel Safety Systems

LED

CHANNEL
SAFETY SYSTEMS

motionpro™



Security lighting range
from Channel Safety Systems

LED

CHANNEL
SAFETY SYSTEMS

ENTRitech™
VIDEO ONLY



Video door entry
from Channel Safety Systems

LED

CHANNEL
SAFETY SYSTEMS

iCapture™



Professional CCTV
from Channel Safety Systems

LED

CHANNEL
SAFETY SYSTEMS

RESitech™
The new generation



Residential smoke, heat & gas detection range
from Channel Safety Systems
with easy-fit base

LED

CHANNEL
SAFETY SYSTEMS

Rapidfire™



Temporary wireless battery operated fire system
from Channel Safety Systems

LED

CHANNEL
SAFETY SYSTEMS

VERITAS 2



4 wire conventional fire alarm system
from Channel Safety Systems

LED

CHANNEL
SAFETY SYSTEMS

HARK®



Disabled persons toilet alarm kit
from Channel Safety Systems

LED